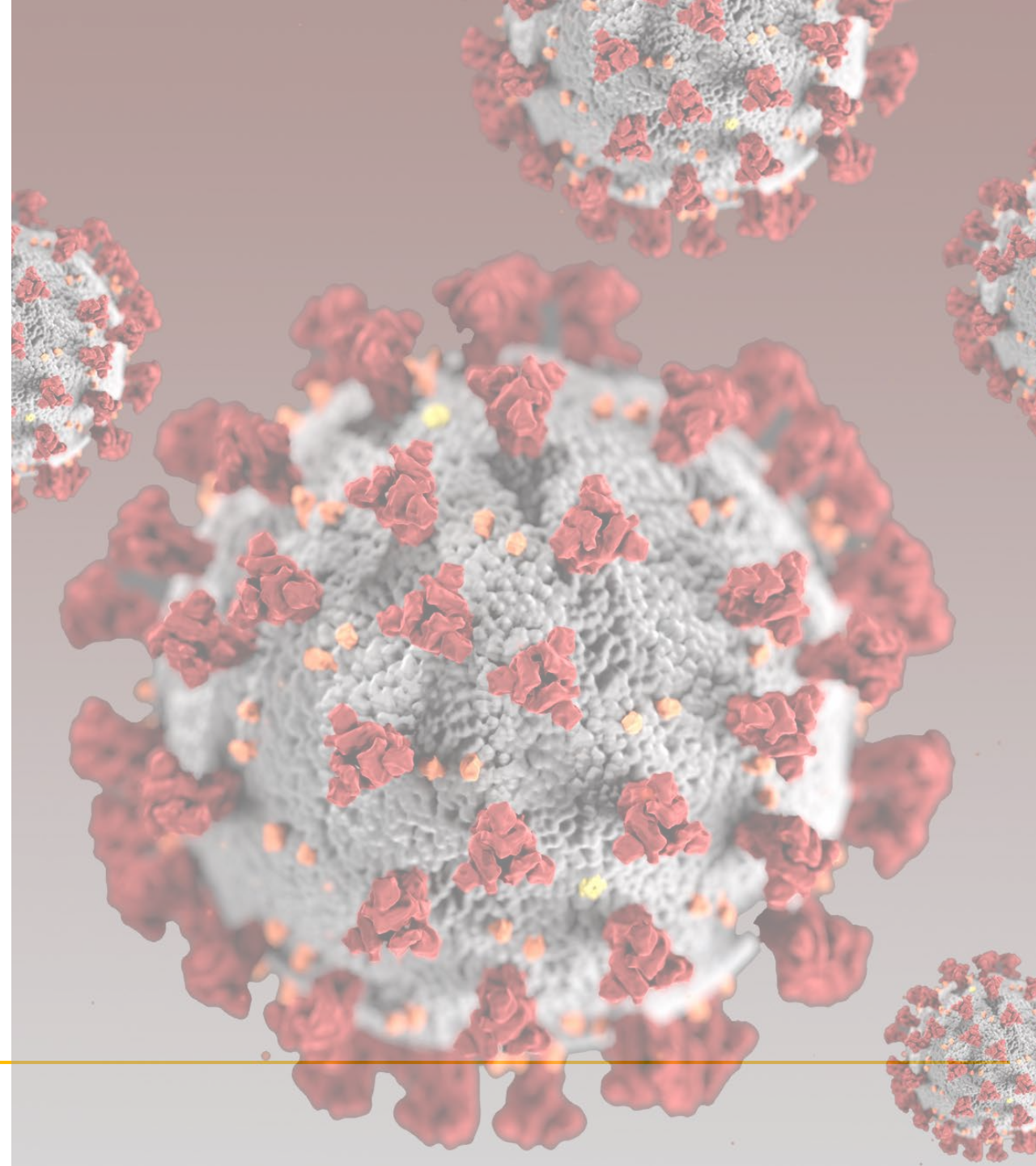


Oakland Economic Recovery Task Force

COVID-19 Update

Aneeka Chaudhry

Director, Strategic Initiatives & Public Affairs
Alameda County Health Care Services Agency
September 14, 2020



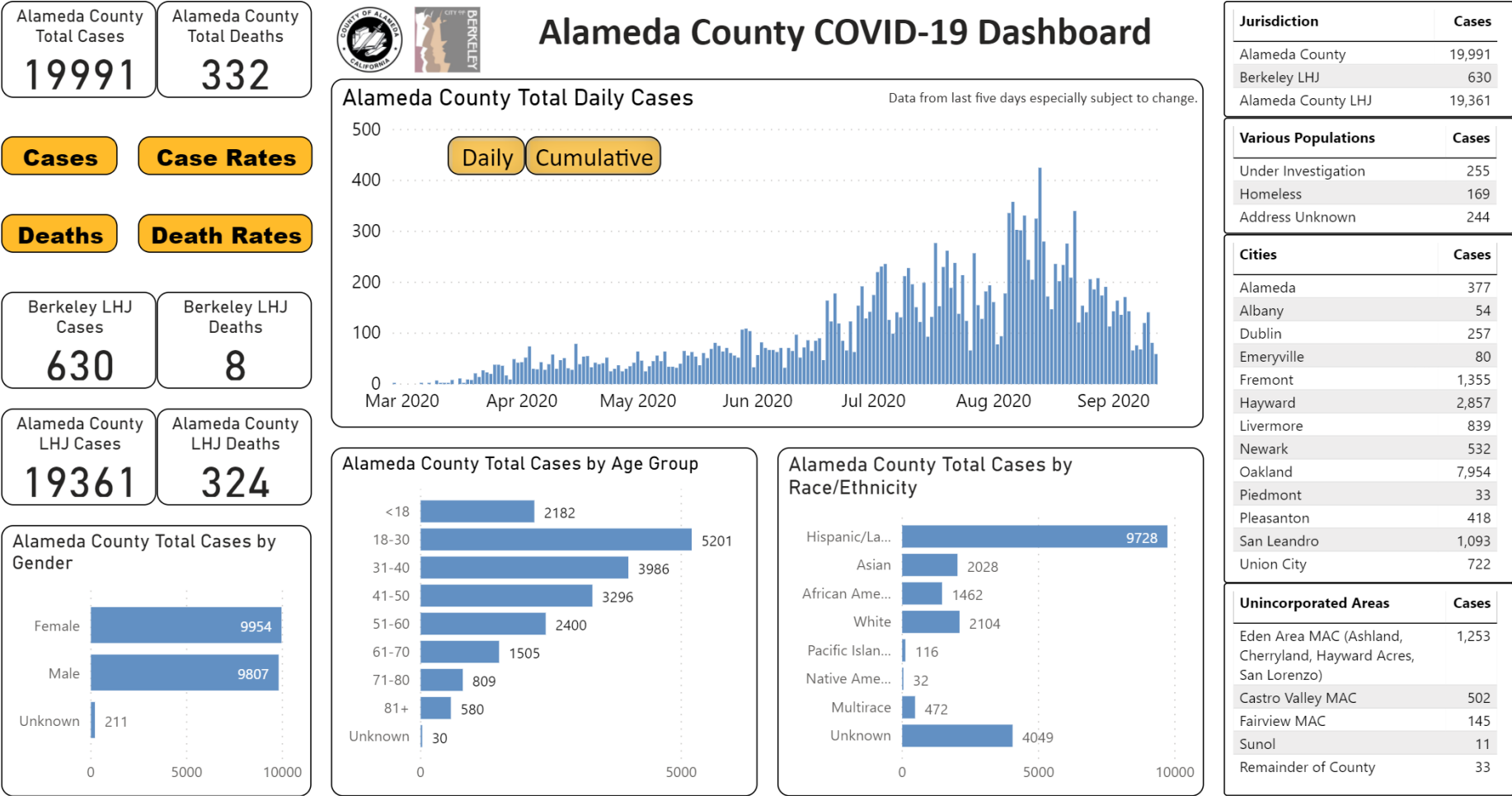
Alameda County
Health Care Services Agency



Alameda County Public Health Department
Celebrating Healthy People in Healthy Communities

CASES & DEATHS

By Gender, Race/Ethnicity, Age Group, Jurisdiction, and Over Time [Mobile version](#)



Notes and disclaimers: The City of Berkeley and Alameda County (minus Berkeley) are separate local health jurisdictions (LHJs). We are showing data for each separately and together. The numbers for the Alameda County LHJ and the Berkeley LHJ come from the state's communicable disease tracking database, CalREDIE. These data are updated daily, with cases sometimes reassigned to other LHJs and sometimes changed from a suspected to a confirmed case, so counts for a particular date in the past may change as information is updated in CalREDIE. Case dates reflect the date created in CalREDIE. The time lag between the date of death and the date of entry into CalREDIE has sometimes been one week; the date of death is what is reflected here, and so death counts

CASES & DEATHS

By Gender, Race/Ethnicity, Age Group, Jurisdiction, and Over Time [Mobile version](#)

Alameda County
Total Cases

19991

Alameda County
Total Deaths

332



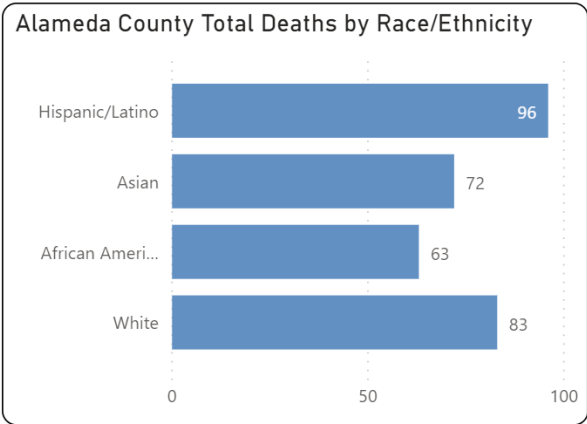
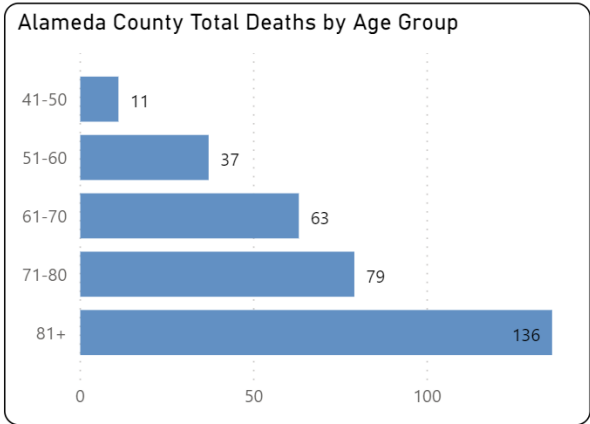
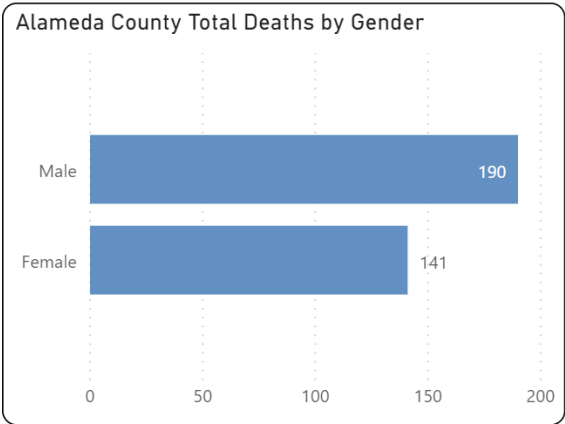
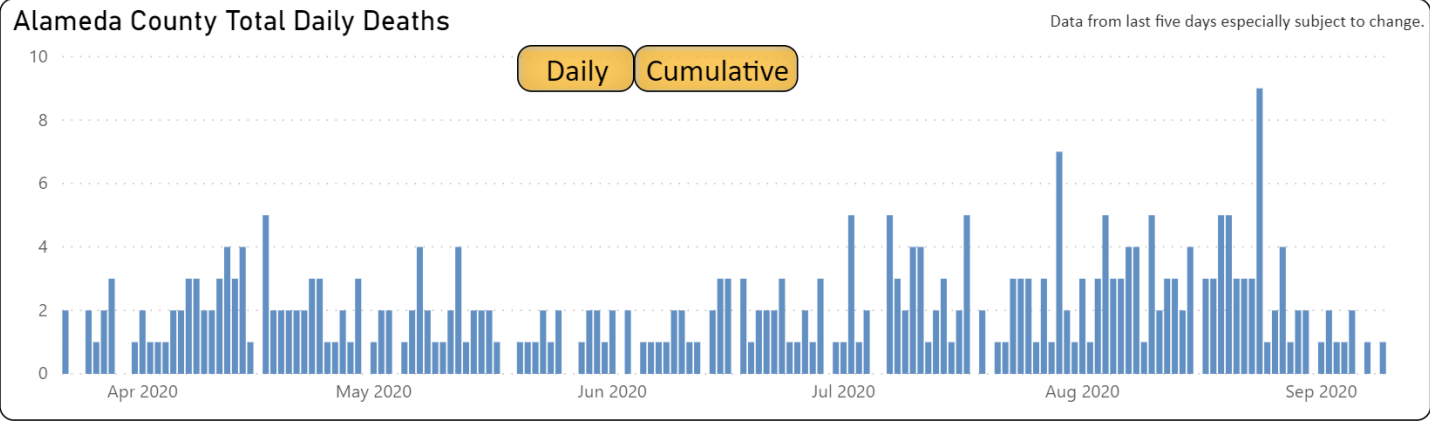
Alameda County COVID-19 Dashboard

Cases

Case Rates

Deaths

Death Rates



Notes and disclaimers: The City of Berkeley and Alameda County (minus Berkeley) are separate local health jurisdictions (LHJs). We are showing data for each separately and together. The numbers for the Alameda County LHJ and the Berkeley LHJ come from the state's communicable disease tracking database, CalREDIE. These data are updated daily, with cases sometimes reassigned to other LHJs and sometimes changed from a suspected to a confirmed case, so counts for a particular date in the past may change as information is updated in CalREDIE. Case dates reflect the date created in CalREDIE. The time lag between the date of death and the date of entry into CalREDIE has sometimes been one week; the date of death is what is reflected here, and so death counts

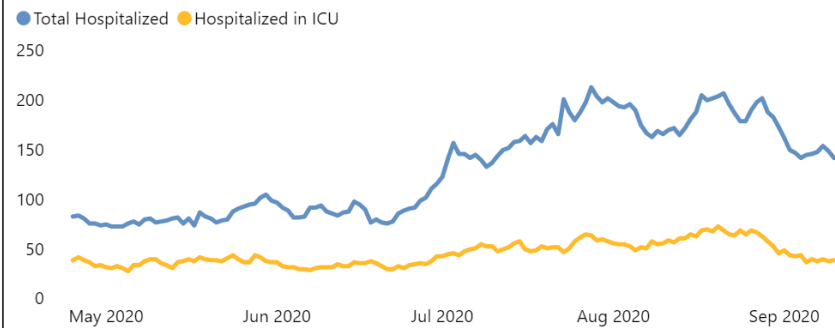
HOSPITALIZATION DATA

Counts and Capacity Over Time [Mobile version](#)

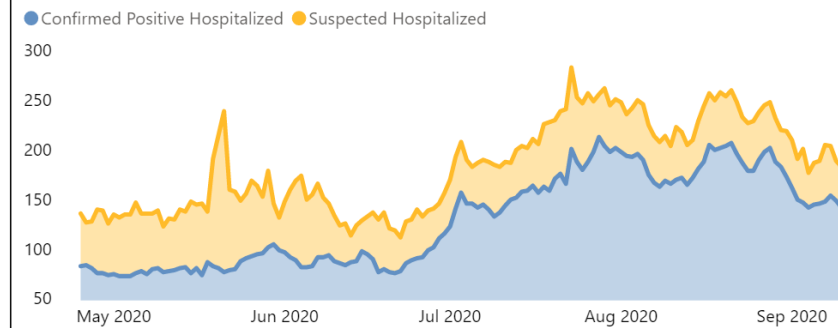


Alameda County Hospitalizations COVID-19 Dashboard

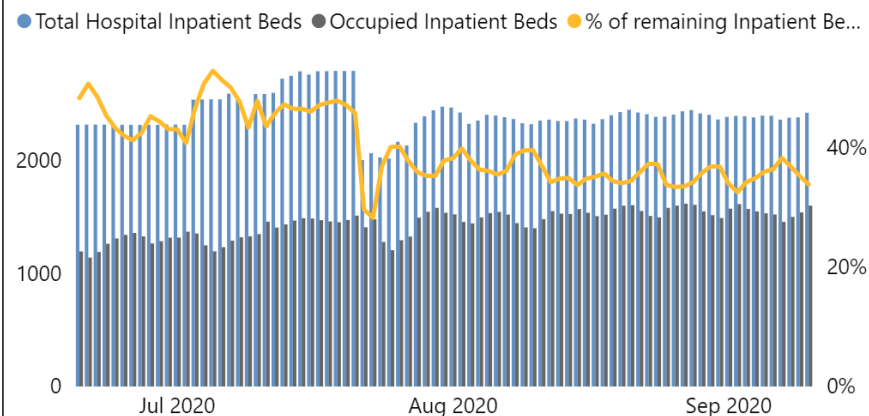
Alameda County Total COVID-19 Hospitalizations



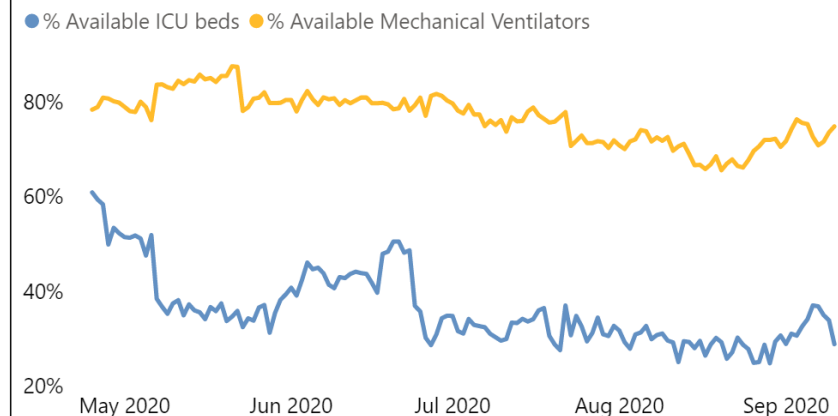
Confirmed and Suspected Inpatients



Total Hospital Inpatient Beds vs Occupied Inpatient Beds



ICU Bed and Mechanical Ventilator Availability



California's Blueprint for a Safer Economy



Tier Framework

- On August 28th, the State replaced the County Monitoring List framework with a color-coded four-tier **Blueprint for a Safer Economy**
- The Blueprint **revises criteria** for loosening and tightening restrictions on activities
- The new indicators capture **disease burden and testing**
 - If metrics fall across tiers, county placed in the most restrictive tier
- A third **health equity** measure is pending

County risk level	New cases	Positive tests
WIDESPREAD Many non-essential indoor business operations are closed	More than 7 daily new cases (per 100k)	More than 8% Positive tests
SUBSTANTIAL Some non-essential indoor business operations are closed	4 - 7 daily new cases (per 100k)	5 - 8% Positive tests
MODERATE Some indoor business operations are open with modifications	1 - 3.9 daily new cases (per 100k)	2 - 4.9% Positive tests
MINIMAL Most indoor business operations are open with modifications	Less than 1 daily new cases (per 100k)	Less than 2% Positive tests

County Status

- **Alameda County is currently in the Purple Tier**, indicating widespread risk
- CDPH will **assess** where counties are on these indicators **weekly**
- A county will remain in a tier for a **minimum of three weeks** before being able to advance to a later tier
- A county can **only move forward one tier at a time**, even if metrics qualify for a more advanced tier

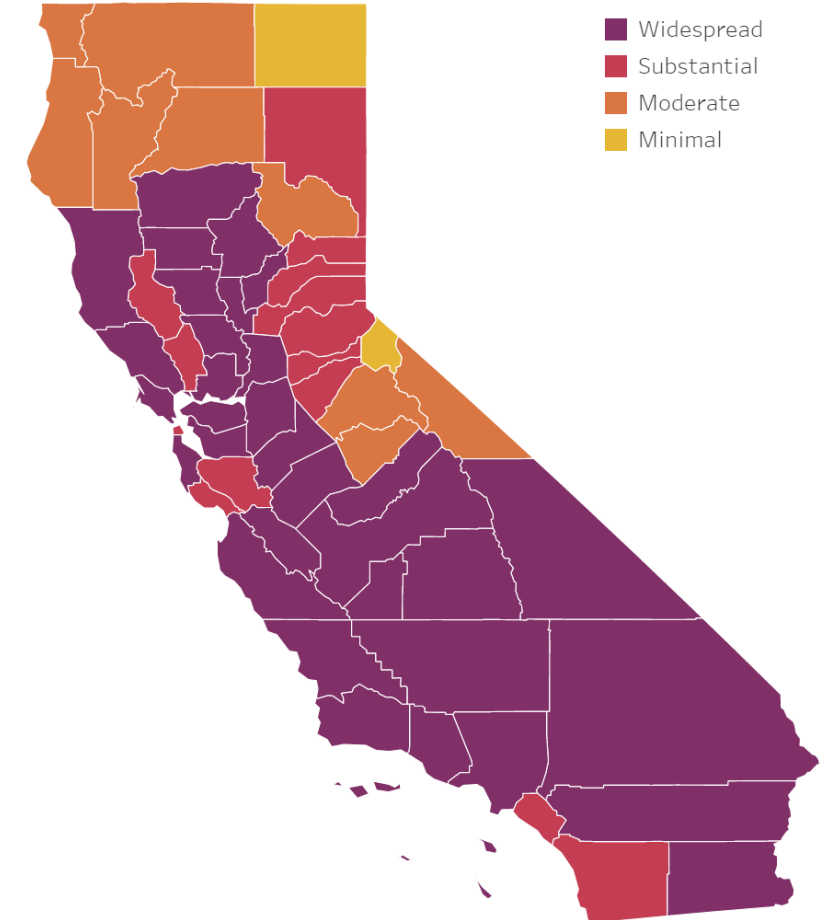
Statewide Metrics

9.1

New COVID-19 Positive cases per day per 100K

5.3%

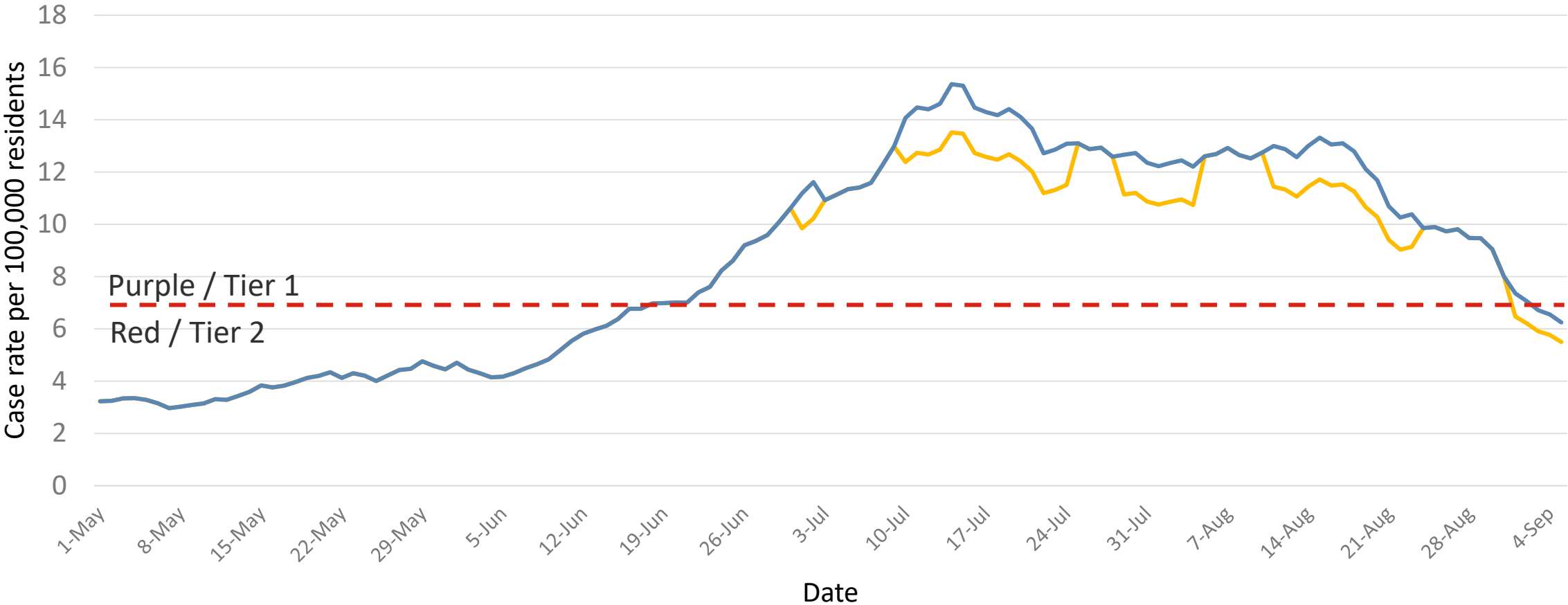
Positivity Rate



Data shown for week ending 8/29/20



Alameda County COVID-19 Daily Case Rate, 2020

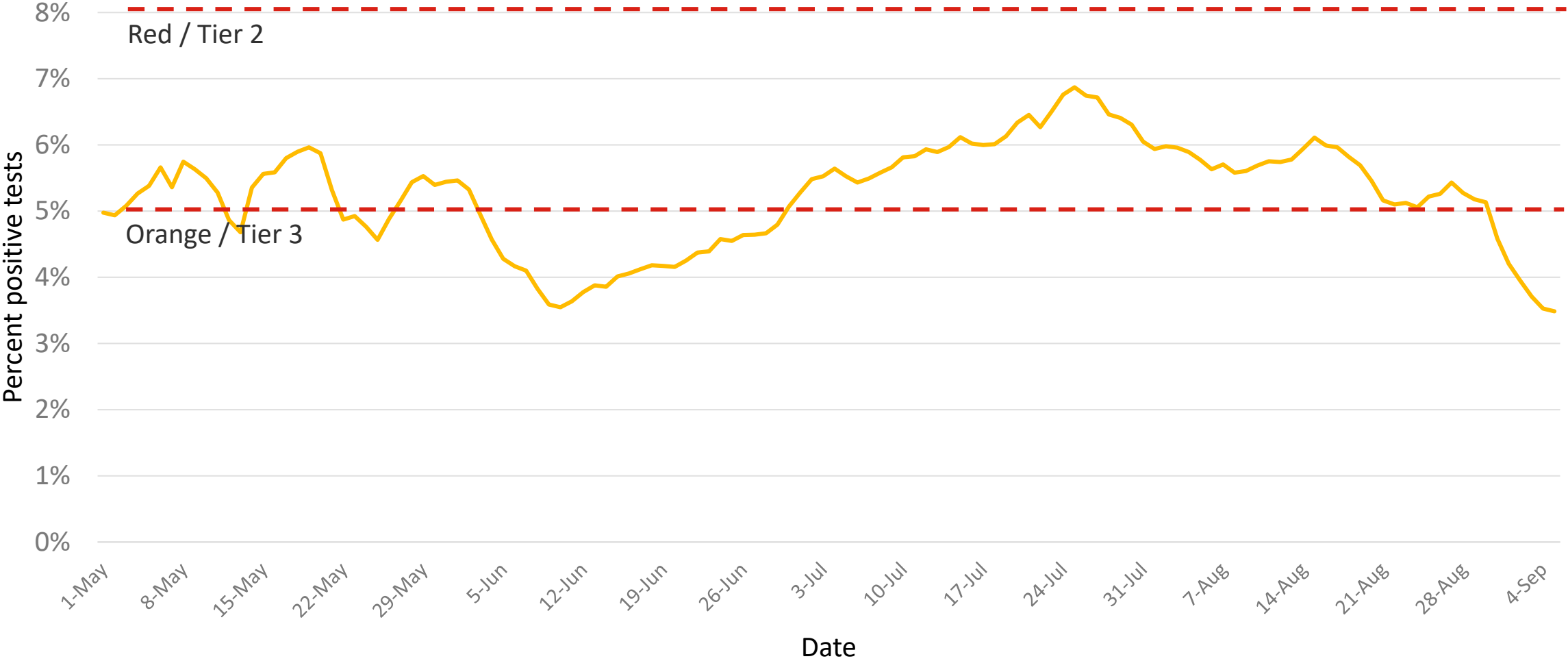


— New cases adjusted for testing rate — New cases per 100,000 per day, 7-day average, by episode date

Notes: Data as of 9/1/2020. County is Alameda LHJ



Alameda County COVID-19 Test Positivity, 2020



— % positive tests, 7-day rolling average, by specimen collection date

Notes: Data as of 9/1/2020. County is Alameda LHJ



Impact on Activities and Businesses

- **The Blueprint alters reopening plans** for some businesses and activities – opening some that had been prohibited and imposing new standards on others
- For example, **counties in the Widespread (purple) tier** can open:
 - Retail stores and malls with restrictions and at maximum 25% capacity
 - Grocery stores at 50% capacity
 - Hair salons and barbershops indoors with restrictions
- Local Health Officers **can be more restrictive** than the State



Alameda County Shelter in Place Order Update

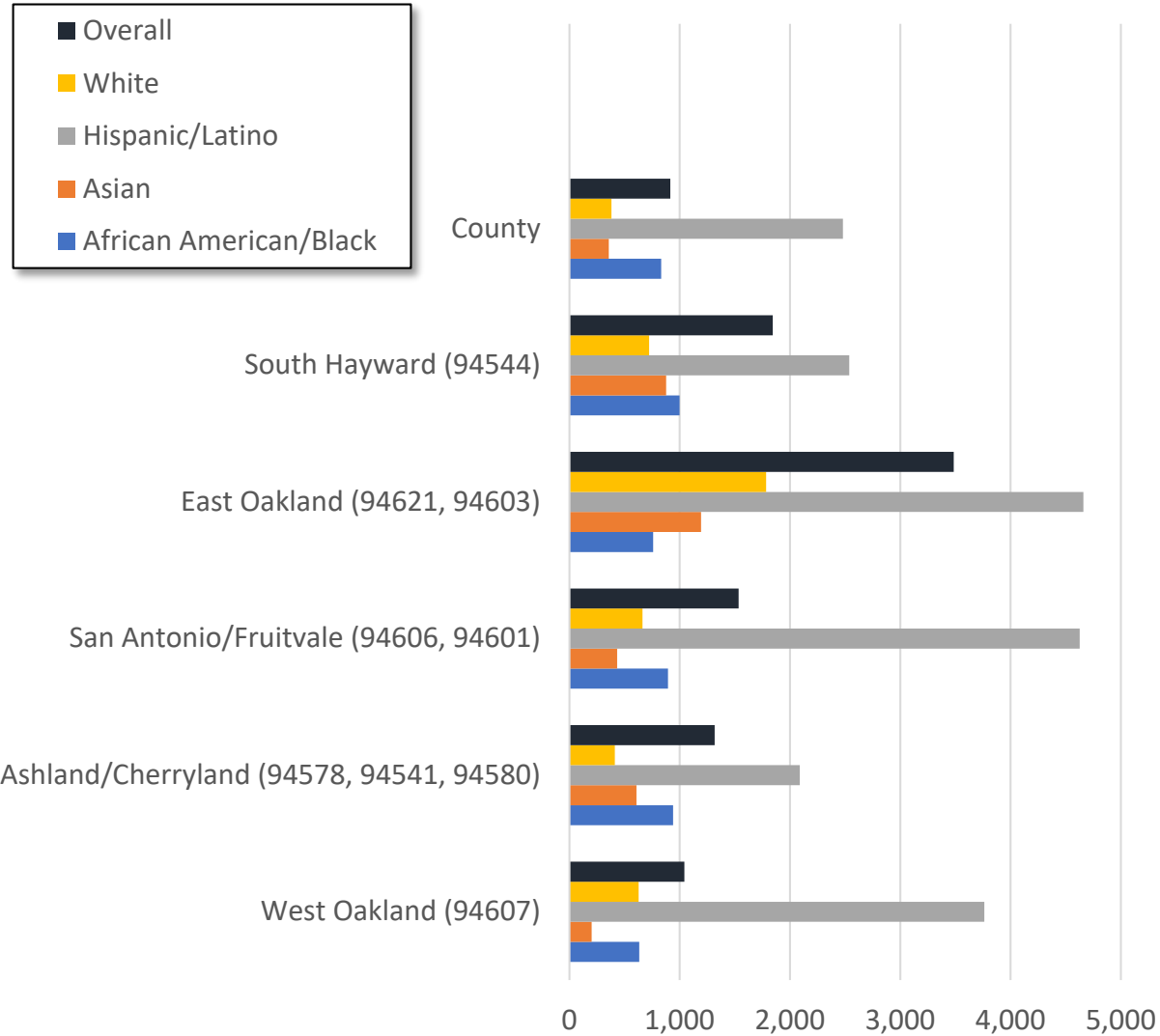
- As of 9/4/20, Alameda County Shelter in Place orders **aligned with a limited selection of allowable Purple Tier activities**
 - Sectors **previously allowed by Alameda County, now aligned with State's new, more restrictive measures:**
 - retail stores with a 25% capacity limit
 - grocery stores with a 50% capacity limit
 - indoor malls, with a new 25% capacity restriction and continued mandatory closure of food courts and public congregation points
 - Sectors **previously allowed by Alameda County, newly authorized to operate indoors:**
 - Hair salons and barbershops in accordance with state guidance
 - **Outdoor recreational activities**, which were previously allowed by Alameda County, are **clarified by new guidance:**
 - Outdoor dance classes as part of outdoor non-contact fitness classes
 - Mini-golf, batting cages, driving rages, and kart racing, as allowed by the State's Family Entertainment Center Guidance
 - *Shared play structures continue to be closed, including bounce houses, ball pits and playgrounds*
- As of 9/14/20, updates to the Health Officer Order allowing **vehicle-based gatherings** will:
 - permit live performances (guidance forthcoming)
 - increase the maximum number of vehicles allowed from 200 to 400
 - permit the sale of concessions at events with restrictions
- Other allowable Purple Tier activities are still not permitted in Alameda County at this time.



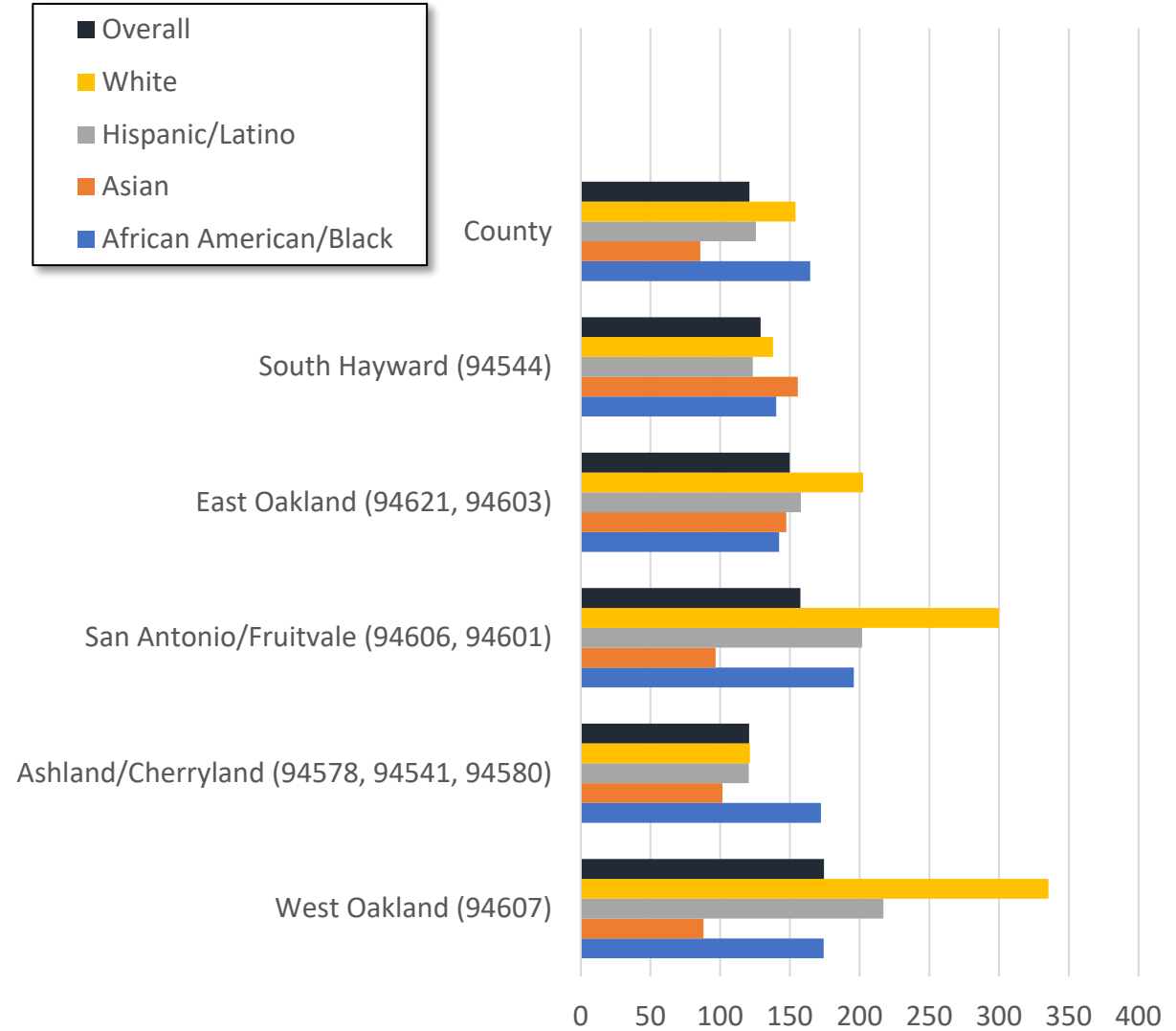
Priority Populations Update



**Cumulative COVID-19 Case Rate
Per 100,000 Population**

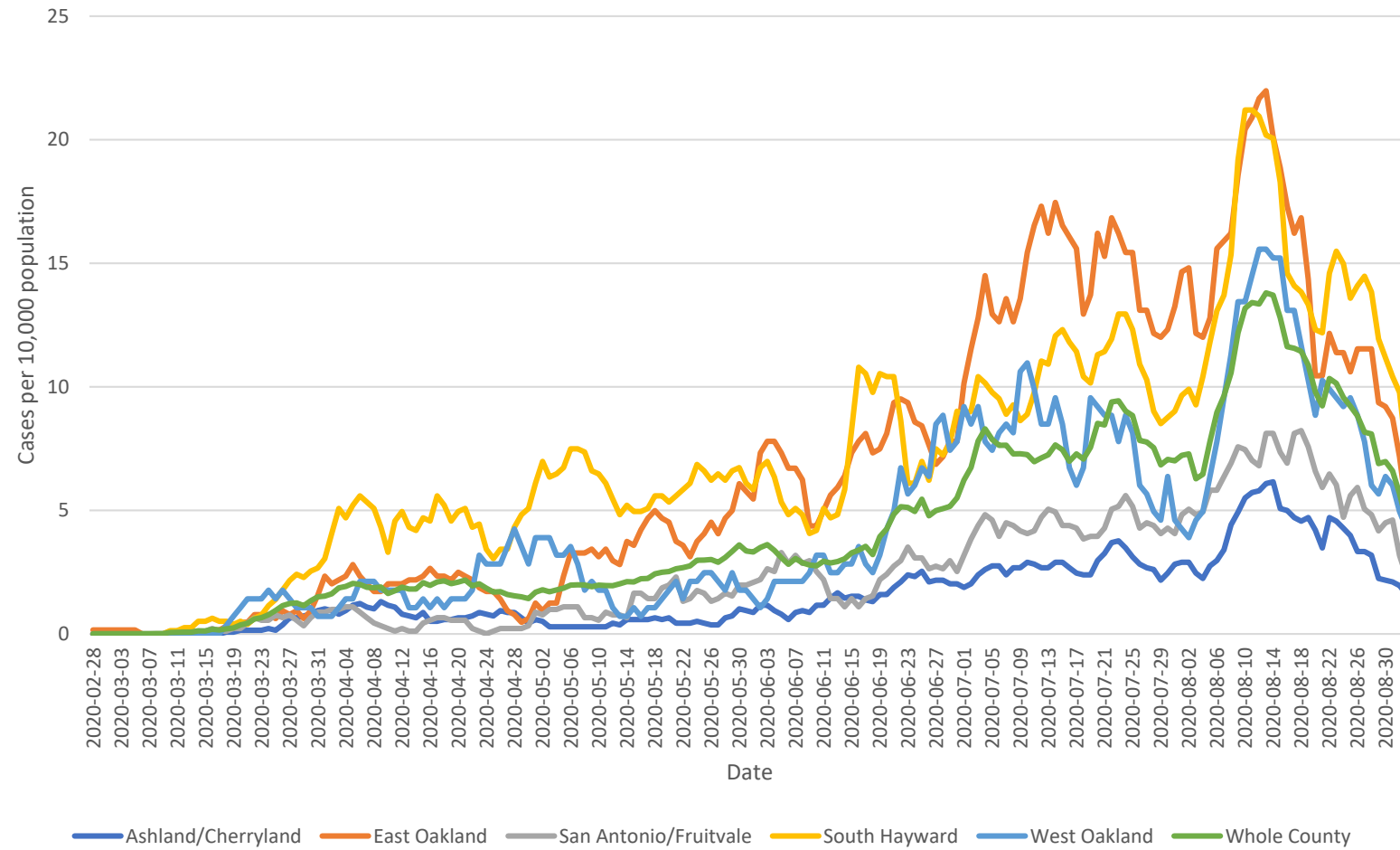


**Cumulative COVID-19 Test Rate
Per 1,000 Population**



Notes: Data as of 9/1/2020. Overall is overall for known race/ethnicity. County is Alameda LHJ

Rolling One-week Case Rate per 10,000 population



Notes: Data as of 9/1/2020. County is Alameda LHJ



Resources and Supports in Priority Neighborhoods

	General Overview & Status to Date	West Oakland	Fruitvale/San Antonio	East Oakland	Unincorporated Ashland/Cherryland	South Hayward
TESTING	<ul style="list-style-type: none"> Represents current, active resources Total of \$7.6M allocated to these sites 	Color Genomics @West Oakland Health Center	La Clinica de la Raza Color Genomics @Native American Health Center Color Genomics @Asian Health Services	Roots Community Health Center CORE@ Allen Temple (Pending) LifeLong Medical Care (Pending)	CORE @Eden Church (Pending) Tiburcio Vasquez Health Center (Pending)	Hayward Fire @SkyWest Tiburcio Vasquez Health Center (Pending) CORE @Glad Tidings (Pending)
CASE & CONTACT INVESTIGATION	<ul style="list-style-type: none"> 5 providers currently conducting CI/CT – Public Health Department and 4 clinics \$940,000 was allocated to execute 5 contracts with community clinics for \$235,000 each First round of CI/CT expansion applications were due Fri, Aug 28th 36 proposals received to date 	West Oakland Health Center ACPHD	La Clinica de la Raza Health Center ACPHD	Roots Community Health Center ACPHD	Tiburcio Vasquez Health Center ACPHD	Tiburcio Vasquez Health Center ACPHD
OUTREACH/ HEALTH EDUCATION	<ul style="list-style-type: none"> Social Marketing Consulting Contract for \$100k executed to lay foundation for social marketing campaign. \$24,000 in stipends Youth Campaign part of regional effort with participating youth serving organizations \$3k Stipends were provided to participating orgs 	YR Media Youth Beats	YR Media Spanish Speaking Unity Council Youth Beats Mask distribution and educational materials distribution with Mam residents and Fruitvale businesses	YR Media East Oakland Youth Development Center Youth Uprising Youth Beats	YR Media Eden Youth & Family Center REACH	YR Media Eden Youth & Family Center

