

# Safe Oakland Streets : Comprehensive School Traffic Safety Budget Proposal FY21-23



June 2021

# Outline

- **Background & Need**
- **Existing System & Progress**
- **Proposed Improvement in FY 21-23 Budget**



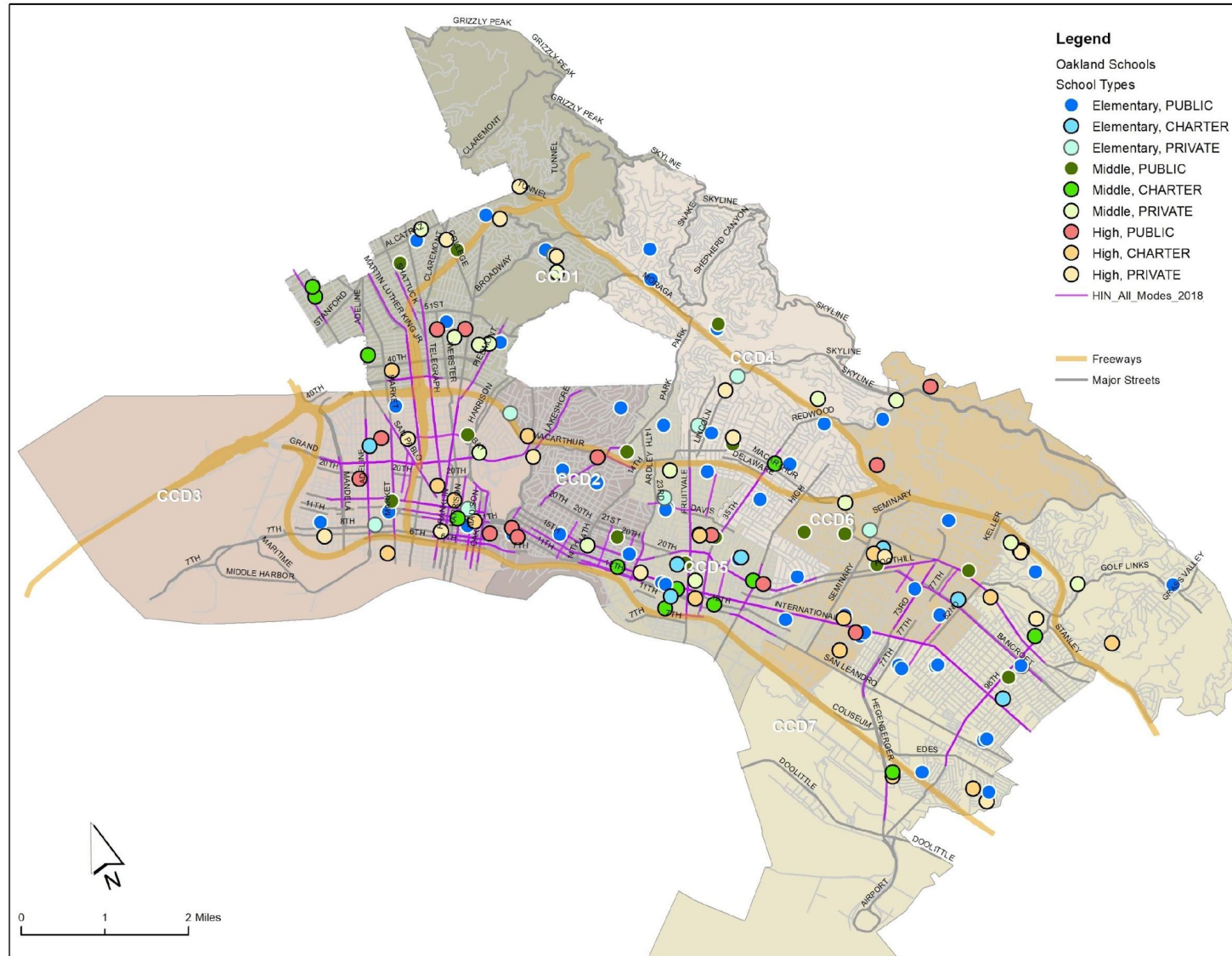


# Background & Need





# 150+ Schools in Oakland – Traffic Safety a Serious Need



**43% of schools are within 500 feet of the High Injury Network (HIN) - the 6% of streets where 60% of severe and fatal crashes are concentrated**

60% of schools are within 1000 feet



# Crossing Guards Best Suited for Elementary Schools (~40% of schools)



Oakland School Breakdowns by Levels and Types

Schools	Elementary*	Middle*	High	Total
Public	49	16	14	79
Charter	7	15	15	37
Private	8	14	16	38
	<b>64</b>	<b>45</b>	<b>45</b>	<b>154</b>







**Huong Thi Truong  
(mother & aunt)  
was struck and  
killed in a crosswalk  
outside of Garfield  
Elementary School  
on a high injury  
corridor on  
October 1, 2019**





**Miesha Singleton  
(mother of 7)  
was struck and  
killed in a  
crosswalk in  
front of Elmhurst  
Middle School  
on a high injury  
corridor on  
January 17, 2020**





**Alma Vasquez**  
**(mother) & Angel**  
**Garcia (son, 6 years**  
**old) were struck and**  
**killed in a crosswalk in**  
**front of a community**  
**center on a high injury**  
**corridor on April 13,**  
**2019**




# Existing System & Progress





# Existing System & Progress


- **School Site Traffic Engineering**
- **SR2S Planning**
- **SR2S Capital Improvements**
- **Crossing Guards**
- **Safety Patrol**



# School Site Traffic Engineering



- White Zone / No Parking Signs for Pick-Up & Drop-Off
- School Crossing Signs & High Visibility School Crosswalks
- School Speed Limits
- Stop Signs, Speed Bumps and Other Traffic Calming/Control Devices
- Requests for streets near schools are prioritized in 311 Traffic Safety Requests
- Every request received from school staff is considered
- 2019 OakDOT High-Visibility Crosswalk Blitz (30+ Schools)
- Some Improvements come from SR2S Walk Audits





# Safe Routes to School (SR2S) Planning



- Partner with OUSD, Alameda County Public Health, ACTC, OPD
- 54 Walk Audits since inception in 2008
- Walk audits generate:
  - School Site Traffic Engineering operational improvements (*constrained funding*)
  - Capital improvement concepts that seek funding
- OakDOT lead revision of prioritization of school queue for walk audit
  - Was: School request driven
  - Now: Schools prioritized based on collision history, equity, student health



**OAKLAND UNIFIED  
SCHOOL DISTRICT**  
*Community Schools, Thriving Students*

# Safe Routes to School (SR2S) Walk Audit Schools (56 Total)



1. Achieve Academy
2. Alliance Academy / Elmhurst Middle School
3. ARISE
4. Ascend
5. Bella Vista Elementary
6. Bret Harte Middle
7. Bridges Academy
8. Castlemont High School
9. Chabot Elementary
10. Community School for Creative Education
11. Community United Elementary
12. Dewey/La Escuelita
13. East Oakland Pride Elementary
14. Edna Brewer Middle School
15. Emerson Elementary
16. EnCompass Academy
17. Esperanza Elementary
18. Franklin Elementary
19. Fred Dorematsu Discovery Academy
20. Fruitvale Elementary
21. Futures at Lockwood Elementary/Roots International Academy
22. Garfield Elementary
23. Glenview Elementary
24. Global Family Elementary School
25. Hillcrest Elementary
26. International Community Elementary
27. KIPP Bridge Academy
28. Laurel Elementary
29. Learning Without Limits/Jefferson Elementary
30. Lincoln Elementary School
31. Manzanita Community School
32. Manzanita Seed Elementary
33. Markham Elementary
34. Martin Luther King Jr., Elementary
35. McClymonds High
36. Montclair Elementary
37. New Highland Academy
38. Oakland School for the Arts
39. Oakland Charter Academy

40. Oakland International High School
41. Oakland Technical High
42. Parker Elementary
43. Peralta Elementary
44. Piedmont Elementary
45. Place@Prescott Elementary
46. Reach Academy
47. Redwood Heights Elementary
48. RISE Community School
49. Sankofa Adademy
50. Sequoia Elementary School
51. Skyline High School
52. Sobrante Park/Madison Park Academy
53. Think College Now
54. United for Success Academy
55. Westlake Middle
56. Yu Ming Charter School

*SR2S Improvement @ Markham Elementary School*



*SR2S Improvement @ Chabot Elementary School*



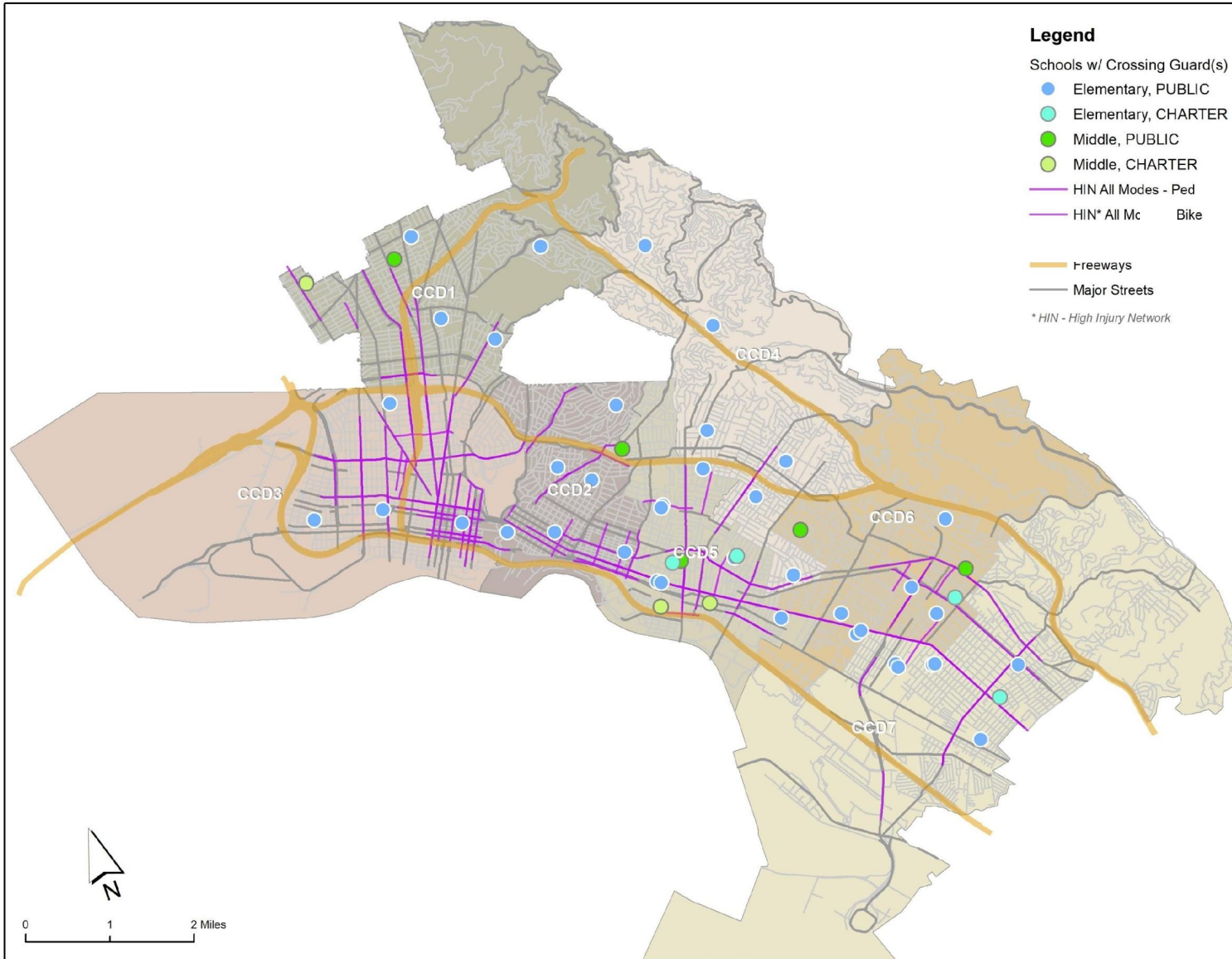
# Safe Routes to School (SR2S) Capital Improvements



- \$5.0 million in local capital funding (Measure KK) budgeted in last two budget cycles
  - \$500k in FY17-19
  - \$3.0 million in FY19-21
  - Proposed: \$3.0 million in FY21-23
- \$4.3 million in grant funds for SR2S since 2014




# Schools Assigned Crossing Guard Posts



**52 Schools**

**67 Established Crossing Guard Posts**

**'Vacancies' Occur Based on Staffing Levels**





# 52 Oakland Schools with Crossing Guard Posts



ACHIEVE (EFC) **	ENCOMPASS	Laurel	Rise
Acorn Woodland	EOP	Lazear (EFC)	Sankofa
Allendale	Esperanza / KDA **	Learning Without (EFC)	Sequoia
Ascend (K-8) (EFC)	Franklin **	Lincoln **	THINK
Aspire College Academy	Fruitvale	Manzanita Community	Thornhill / Montclair
ASPIRE MONARCH	Futures "Lockwood" **	MANZANITA SEED	Urbn/Promise Academy
BELLA VISTA	Garfield	Markham **	YU MING (CS)
Bridges Academy **	GLOBAL FAMILY	MELROSE LEADERSHIP	
Burkhalter	Greenleaf **	MLK	
Cleveland	HILLCREST	New Highland	
Community United **	Hoover **	Parker	
Cox Academy (EFC) **	Horace-Mann	Peralta	
CROCKER HIGHLAND **	International Community	Piedmont	
Edna Brewer MS **	Joaquin Miller	Place @ Prescott	
EMERSON	La Escuelita	Reach **	

Red = Charter School  
 \*\* = 2 crossing guard posts  
 \*\*\* = 3 crossing guard posts

- 52 Schools
- 67 Established Crossing Guard Posts
- FY 19-21 Budget is for 75 Posts
- 'Vacancies' Occur Based on Staffing Levels
- Most Recent Staffing Level is 51 Guards

# How Crossing Guards Work



- **Deployed on School Days**
  - 180 days /yr\*
  - 50% of Calendar Year
- **Deployed during Arrival-Dismissal**
  - 2 hrs in AM; 2 hrs in PM
  - 25% of the Day
- **Assist with Intersection Crossing**
  - Do not assist w/Drop-Off & Pick-Up Operations



Regular academic year. Some Summer School deployments occur



# Crossing Guard Budget History: ~\$900K Funding From Traffic Safety Fund to Measure B/BB



## FY17-19 budget

~8-10 PT Guards

~\$200K/yr

ALL Other Funds	FTE	FY 2017-18 Changes	FY 2018-19 Changes
Add Police Officers to the Department of Justice - COPS Hiring Fund (2113) for the 2016 COPS Grant; split-funded with General Purpose Fund (1010)	3.66	\$653,400	\$670,185
One-time funding for helicopter maintenance from the Federal Asset Forfeiture: City Share Fund (2912) and the State Asset Forfeiture Fund (2914)		\$200,000	\$200,000
Transfer in a Policier Officer to the Vehicle Abatement Authority Fund (2172) from Fund 1010	1.00	\$232,010	\$252,409
School-Site Safety Improvements/Crossing Guards (8-10 PT guards)		\$195,339	\$195,339

## FY18/19 MidCycle Budget

~12-15 PT Guards

~\$300K per year

2216 - Measure BB			
1	Add 6.00 FTE Crossing Guards, PT (Resolution 87124)	OPD	\$ 314,897 \$ - \$ 314,897 6.00

## FY19-21 budget

~16-20 PT Guards

~\$400K/yr moved from Traffic Safety Fund to Measure B/BB

All Other Funds	FTE	FY 2019-20 Changes	FY 2020-21 Changes
Transfer 8.00 FTE Crossing Guards to Measure BB Fund (2216) from Traffic Safety Fund (2416)	8.00	\$406,278	\$413,232

# School Safety Patrol

- **Step 1: City & ACPHD Meets w/School Community**
  - Develop Traffic Safety Plan
- **Step 2: Adult Advisor Recruited**
  - Advisor typically member of school faculty
- **Step 3: Student Recruitment**
  - Class by class application distribution
- **Step 4: Training, Learning & Guidance**
  - Monthly re-enforcement of guidelines to being and official “Safety Patroller”

**Safety Patrol is Supported by  
Alameda County Public Health  
and AAA of Northern California**

See Program Yearbook





# School Safety Patrol Scope



- **Safe Street Crossing**
  - Volunteer adult or school staff assist students
  - Gating system and whistles provide robust control
- **Drop Off Zones**
  - Cones deployed to create drop-off lanes
  - Students wave each car forward & open door
  - Result is efficient and organized flow around school
- **Pick Up Zones**
  - Similar to drop off but with added complexity of matching vehicles to students
- **Leadership Training & Community Service**
  - Monthly meetings and service events



# Safety Patrol Schools (2019-20)

1. Aspire College Academy
2. Aspire ERES
3. Bella Vista
4. Chabot
5. Cleveland
6. Cox Academy (shares campus with REACH Academy)
7. Encompass
8. Esperanza
9. Garfield
10. Glenview
11. Global (shares campus with LWL)
12. Greenleaf
13. Hoover
14. ICS / TCN (shared campus but single TSP)
15. Joaquin Miller
16. Laurel
17. Learning Without Limits (shares campus with Global)
18. Lincoln
19. Manzanita Community (shares campus with SEED)
20. Manzanita SEED (shares campus with Community)
21. Peralta
22. REACH (shares campus with Cox)

## CLEVELAND ELEMENTARY


745 CLEVELAND STREET



PRINCIPAL  
Peter Van Tassel



ADVISOR  
Stephanie Tyrvanen





# Proposed Improvement in FY 21-23 Budget





# Comprehensive School Traffic Safety Vision

**Every child of all ages can safely and comfortably travel Oakland Streets – including to and from school sites during arrival and dismissal**






# A Comprehensive, Evidence-Based, Context-Specific Approach to School Traffic Safety





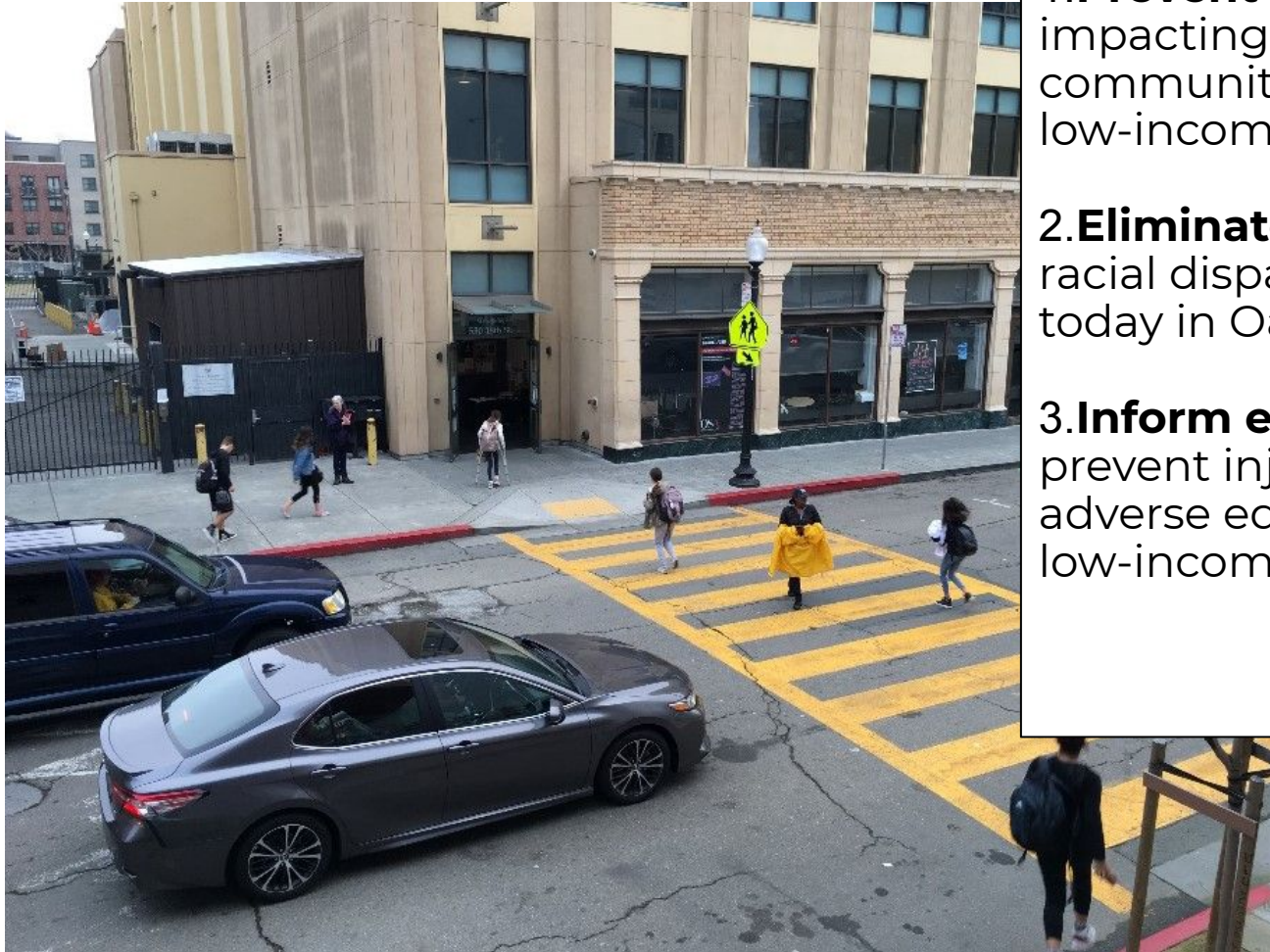
# Proposed Improvement in FY 21-23 Budget

- **Safe Oakland Streets program**
- **Safer Streets Faster**
- **Invest in Safety Patrol**
- **Crossing Guards Improvements**





# Safe Oakland Streets: Goals



**1. Prevent severe and fatal crashes** and related disparities impacting Black, Indigenous, and People of Color (BIPOC) communities, seniors, people with disabilities and low-income populations

**2. Eliminate severe and fatal injury inequities** including racial disparities impacting BIPOC communities that exist today in Oakland

**3. Inform effective and equitable safety strategies** that prevent injury and injury inequities, and do not have adverse equity impacts on BIPOC communities, seniors, and low-income populations

# Safe Oakland Streets: Strategies and Comprehensive School Traffic Safety



**Engineering 2.1 Focus project investment** in high priority communities and on the High Injury Network.

**Engineering 2.2 Work in partnership** with communities to implement *responsive, proactive, and near-term* improvements.

**Engineering 2.3 Apply existing tools** to increase safety in the *highest priority neighborhoods* through engagement and partnerships.

**Engineering 2.4 Increase delivery** of traffic safety treatments through routine paving projects.



**Policy 3.1 Reduce school zone speed limits to 15 mph**

**Engagement 5.2 Institutionalize city partnerships** to address traffic safety issues in a holistic way

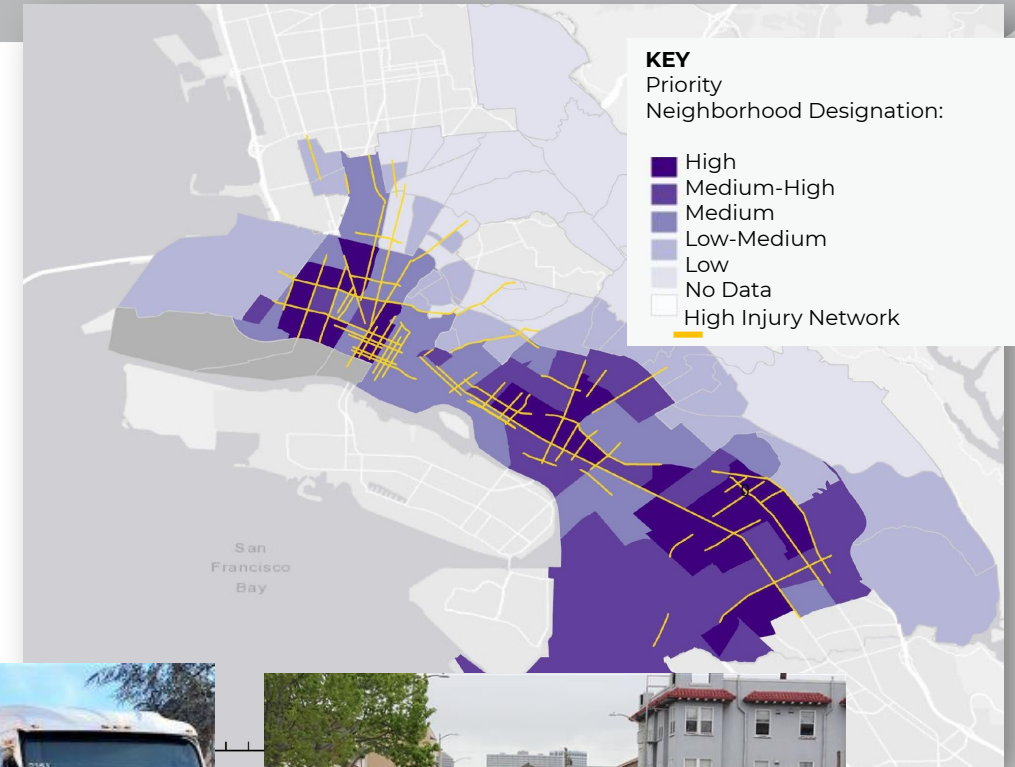


# A Comprehensive, Data-Driven, Context-Specific Approach



## Prioritization Factors:

- crash history/high injury network,
- priority equity areas,
- vehicle volumes, speed, speed limits, travel lanes existing infrastructure
- student ages
- % students walking/biking/transit to school
- pick up/drop off area logistics



(Erin Baldassari/Bay Area News Group)



Glenview Elementary



(Alameda County Transportation Commission)



Franklin Elementary

# Strategy for Safer Schools



## Safer Streets Faster

- ~\$900k for Two Crews to **Implement Safety Improvements** in effect 24/7, ongoing annually, including Walk Audits and improvements at schools that may lose a Crossing Guard post

## Invest in Safety Patrol

- Invest in more **Traffic Safety Plans & Safety Patrol Teams**, including at schools that may lose a Crossing Guard Post

## Crossing Guard Improvements

- Use **'Slow Streets' Toolbox** to Multiply Impact of School Crossing Guards
- Transition to **45 Posts** for School Year 22-23 (from 67)
- Posts maintained **Data/Equity** driven





# Funding Details



## Budget Change

- \$878k of Transportation Sales Tax (Measures B/BB)
- Add 2 Traffic Painters, 1 Concrete Finisher, and 1 Public Work Maintenance Worker (4 FTE, Full-Time Positions)
- Reduce, 13.5 FTE of Crossing Guards (~ 30 Part-Time Crossing Guards)

## Timing Benefit

- Due to Salary Savings in Crossing Guards from COVID-19 School Closures, proposal allows maintenance of Current Funding in Year 1 of Budget while also providing funding for two new implementation crews for both budget years.





